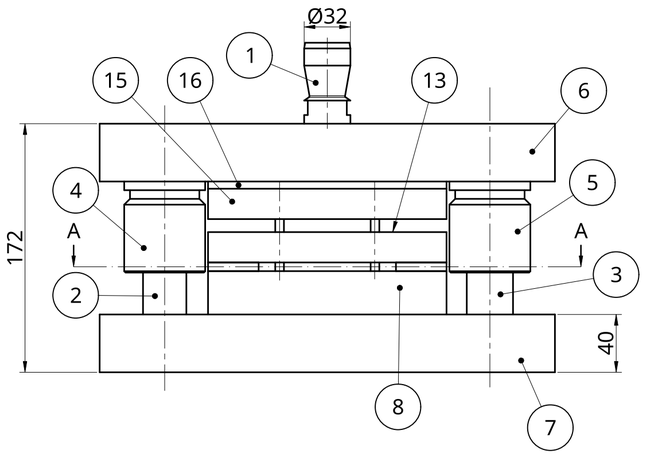

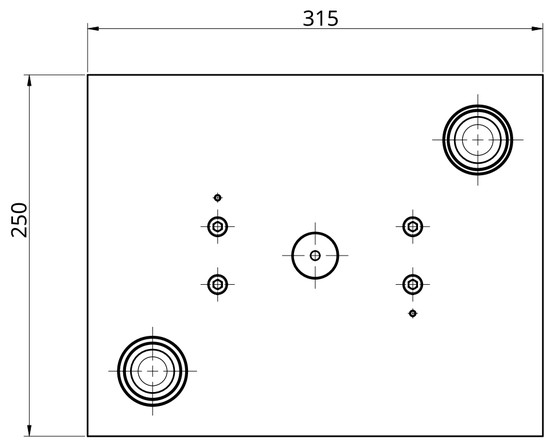

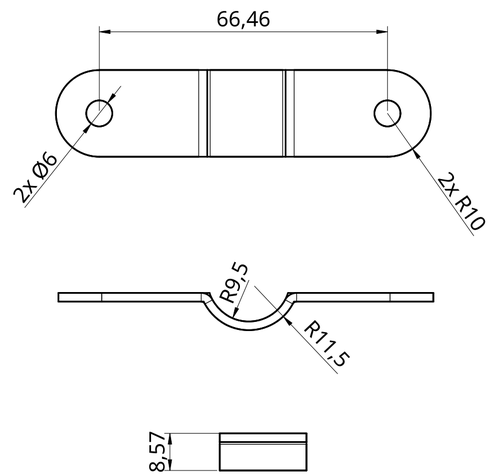

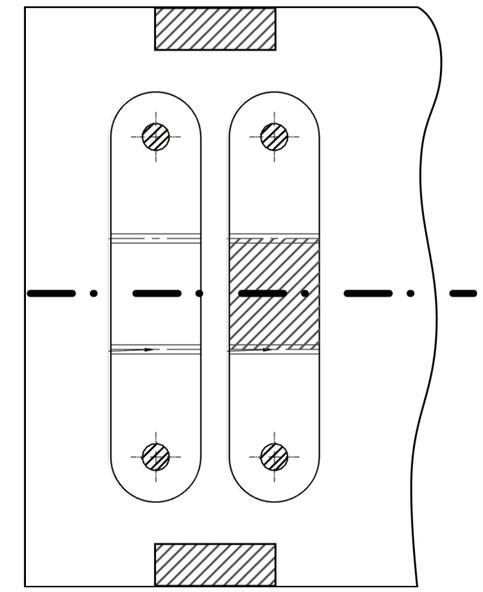

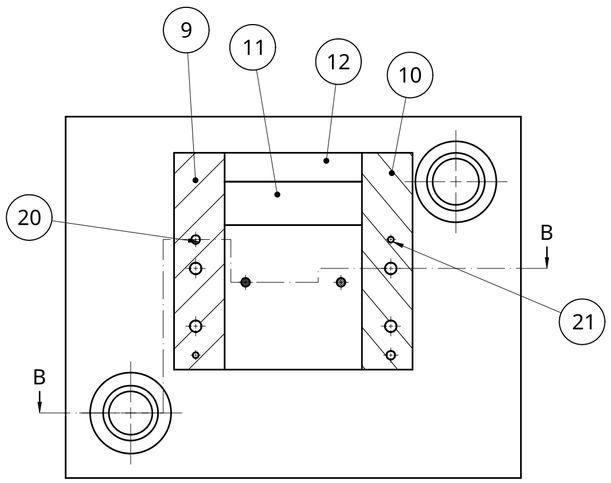

A - A

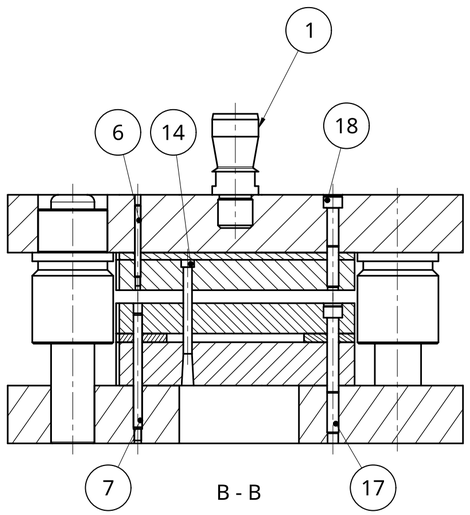

B - B

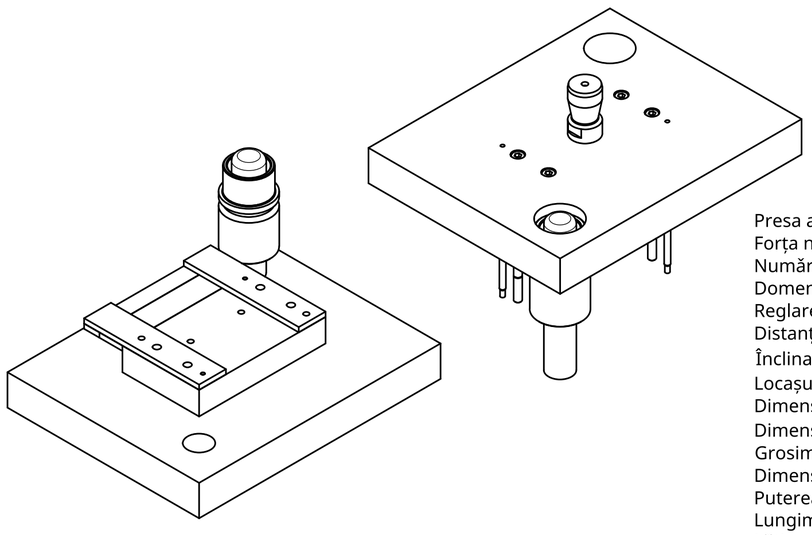

Presa aleaza este PAI 25:
Forța nominală, FN: 250000 N
Număr de curse duble, n: 120 [1/mm]
Domeniul de reglare al cursei, C: 10...100 [mm]
Reglarea lungimii bielei, M: 50 [mm]
Distanță maximă între masă si berbec: 250 [mm]
Înclinarea maximă a presei: 30°
Locașul pentru cep (Ø xl): 40x70 [mm]
Dimensiunile mesei (AxB): 560x400 [mm]
Dimensiunile orificiului de masă (Ø): 160 [mm]
Grosimea plăcii de înalțare: 75 [mm]
Dimensiunile orificiului plăcii: 90 [mm]
Puterea motorului: 2.2 [kW]
Lungimea: 993 [mm]
Lățimea neînclinată: 1485 [mm]
Lățimea înclinată: 1700 [mm]
Înălțimea: 2205 [mm]

Item	Part number	Revision	Quantity	Material	Description	Mass
1	CEP	SZ 4035_ 24 x 32	1	1.0553 / S355JO	Comert	392.187 g
2	Coloana de ghidare	ST7100.30X200	1	1.0503 / C45	Comert	944.515 g
3	Coloana de ghidare	ST7100.32X200	1	1.0503 / C45	Comert	1074.383 g
4	Bucsa de ghidare	ST7416.30X093	1	1.0503 / C45	Comert	766.917 g
5	Bucsa de ghidare	ST7416.32X093	1	1.0503 / C45	Comert	677.997 g
6	Placa de capat	ST3549.315X250	1	1.0503 / C45	Comert	23265.876 g
7	Placa de baza	ST3549.315X250	1	1.2080 / X210Cr12	Comert	22815.313 g
8	Placa activa	-	1	1.2080 / X210Cr12		3679.713 g
9	Rigle de ghidare	-	1	1.0038 / S235JRG2		240.616 g
10	Rigle de ghidare	-	1	1.0038 / S235JRG2		240.616 g
11	Rigle de ghidare	-	1	1.0038 / S235JRG2		233.145 g
12	Rigle de ghidare	-	1	1.0038 / S235JRG2		155.43 g
13	Placa extractoare	-	1	1.0050 / E295		2642.269 g
14	Poason	-	2	1.0577 / S355J2G4		15.777 g
15	Placa port poason	-	1	1.0308 / E235 / DIN EN 10305-4		2654.127 g
16	Placa de presione	-	1	1.0308 / E235 / DIN EN 10305-4		634.678 g
17	Surub M8x80	din_en_iso_4762_m8x80	4	1.0503 / C45	Comert	38.428 g
18	Surub M8x55	din_en_iso_4762_m8x55	4	1.0503 / C45	Comert	28.626 g
19	Stift M6x50	din_6325_st_4_m6x50	2	1.0503 / C45	Comert	5.3 g
20	Stift M6x80	din_6325_st_6_m6x80	2	1.0503 / C45	Comert	18.674 g
21	Stift M6x36	din_6325_st_4_m6x36	2	1.0503 / C45	Comert	3.51 g

UNLESS OTHERWISE SPECIFIED, DIMENSIONS ARE IN MILLIMETERS
ANGULAR = ± °
SURFACE FINISH
DO NOT SCALE DRAWING
BREAK ALL SHARP EDGES AND REMOVE BURRS
FIRST ANGLE PROJECTION

	NAME	SIGNATURE	DATE
DRAWN	MATEI DRAGUTU		2026-01-19
CHECKED			
APPROVED			

MATERIAL
FINISH

TITLE

SIZE A2
DWG NO.
REV.
SCALE 1:3
WEIGHT
SHEET 1 of 1